
















STUDENT SURVEY (for 5th-12th Graders)







1. I currently am in the following grade in the Carteret County Public School System:			Response Percent	Response Count
5th			15.1%	665
6th			13.8%	608
7th			13.1%	580
8th			13.2%	585
9th			12.3%	542
10th			12.0%	529
11th			11.6%	511
12th			9.0%	396
			<i>answered question</i>	4,416
			<i>skipped question</i>	11






2. I have brothers and sisters in the Carteret County Public School System:			Response Percent	Response Count
Yes			62.9%	2,757
No			37.1%	1,626
			<i>answered question</i>	4,383
			<i>skipped question</i>	44






3. I have lived in Carteret County:			Response Percent	Response Count
0-5 years			26.2%	1,147
6-10 years			20.4%	896
11-15 years			25.5%	1,119
16 or more years			5.8%	253
Native of county			22.1%	970
	<i>answered question</i>			4,385
	<i>skipped question</i>			42






4. I currently attend: (name of school)			Response Count
			4,379
	<i>answered question</i>		4,379
	<i>skipped question</i>		48






5. I have attended other schools: (list with grade level and location of school)			Response Count
			3,449
	<i>answered question</i>		3,449
	<i>skipped question</i>		978






6. I describe myself as:			
		Response Percent	Response Count
African American		7.6%	333
American Indian		2.7%	116
Asian		2.1%	92
Caucasian/White		76.5%	3,345
Latino/Hispanic		3.0%	133
Mixed/Other		8.1%	356
		<i>answered question</i>	4,375
		<i>skipped question</i>	52

7. In general, I am satisfied with the education I am receiving.			
		Response Percent	Response Count
Strongly Agree		24.5%	1,033
Agree		61.7%	2,602
Disagree		5.0%	211
Strongly Disagree		2.7%	114
No Opinion		6.1%	259
		<i>answered question</i>	4,219
		<i>skipped question</i>	208





8. I am satisfied with the classes and services offered at school.			
		Response Percent	Response Count
Strongly Agree		21.0%	886
Agree		59.8%	2,520
Disagree		10.8%	455
Strongly Disagree		3.1%	132
No Opinion		5.2%	220
		<i>answered question</i>	4,213
		<i>skipped question</i>	214






9. The learning environment in the school is excellent.			
		Response Percent	Response Count
Strongly Agree		20.8%	874
Agree		54.6%	2,298
Disagree		12.6%	529
Strongly Disagree		3.8%	159
No Opinion		8.3%	348
		<i>answered question</i>	4,208
		<i>skipped question</i>	219






10. I am fairly graded in school.			
		Response Percent	Response Count
Strongly Agree		27.1%	1,136
Agree		54.7%	2,294
Disagree		8.4%	351
Strongly Disagree		3.6%	151
No Opinion		6.2%	262
		<i>answered question</i>	4,194
		<i>skipped question</i>	233






11. The homework assigned to me is helpful.			
		Response Percent	Response Count
Strongly Agree		15.7%	661
Agree		48.7%	2,049
Disagree		16.6%	697
Strongly Disagree		8.9%	374
No Opinion		10.1%	427
		<i>answered question</i>	4,208
		<i>skipped question</i>	219






12. The average amount of time daily I spend on homework is: (please answer based on your grade)						
	Less than 30 minutes	30 minutes to 1 hour	1 hour to 1 ½ hours	1 ½ hours to 2 hours	More than 2 hours	Response Count
5th Grade	38.5% (525)	44.0% (599)	11.5% (157)	3.5% (47)	2.5% (34)	1,362
6th-8th Grade	17.8% (396)	48.5% (1,076)	23.6% (525)	6.9% (154)	3.1% (69)	2,220
9th-12th Grade	22.3% (421)	27.1% (512)	18.7% (352)	16.7% (316)	15.2% (286)	1,887
	<i>answered question</i>					4,220
	<i>skipped question</i>					207






13. The amount of time I spend at school preparing for state tests is:			
		Response Percent	Response Count
Too Much		11.0%	464
Enough		67.8%	2,868
Not Enough		12.8%	540
No Opinion		8.4%	355
	<i>answered question</i>		4,227
	<i>skipped question</i>		200






14. Teachers are/have been competent and doing a very good job.			
		Response Percent	Response Count
Strongly Agree		26.0%	1,089
Agree		55.1%	2,312
Disagree		8.6%	361
Strongly Disagree		3.5%	148
No Opinion		6.8%	285
		<i>answered question</i>	4,195
		<i>skipped question</i>	232









15. At my school, teachers treat students fairly and with respect.			
		Response Percent	Response Count
Strongly Agree		22.9%	958
Agree		46.9%	1,963
Disagree		15.5%	649
Strongly Disagree		6.0%	252
No Opinion		8.6%	360
		<i>answered question</i>	4,182
		<i>skipped question</i>	245






16. At my school, staff other than teachers treat students fairly and with respect.			
		Response Percent	Response Count
Strongly Agree		26.6%	1,104
Agree		53.4%	2,220
Disagree		8.6%	358
Strongly Disagree		4.1%	169
No Opinion		7.4%	307
		<i>answered question</i>	4,158
		<i>skipped question</i>	269






17. At my school, the principal and assistant principals treat students fairly and with respect.			
		Response Percent	Response Count
Strongly Agree		32.7%	1,359
Agree		44.4%	1,845
Disagree		9.3%	385
Strongly Disagree		6.6%	274
No Opinion		7.1%	295
		<i>answered question</i>	4,158
		<i>skipped question</i>	269






18. School rules are enforced consistently and fairly at my school.			
		Response Percent	Response Count
Strongly Agree		23.3%	974
Agree		45.4%	1,897
Disagree		16.4%	683
Strongly Disagree		7.4%	307
No Opinion		7.5%	313
		<i>answered question</i>	4,174
		<i>skipped question</i>	253






19. The teachers do a good job keeping my parents informed about homework and issues involving me at school.			
		Response Percent	Response Count
Strongly Agree		26.3%	1,104
Agree		45.3%	1,898
Disagree		12.7%	532
Strongly Disagree		5.9%	247
No Opinion		9.8%	413
		<i>answered question</i>	4,194
		<i>skipped question</i>	233






20. I get to and from school each day by:			
		Response Percent	Response Count
School bus		39.2%	1,637
Walk alone/with others		1.7%	69
Parents drive		26.6%	1,110
Drive personal vehicle		11.9%	498
Ride in personal vehicle with another student		7.4%	310
Transported by child care provider		0.4%	16
Bicycle		0.6%	24
Other (please specify)		12.2%	510
		<i>answered question</i>	4,174
		<i>skipped question</i>	253






21. I believe I am/would be safe going to and from school on a school bus.			
		Response Percent	Response Count
Strongly Agree		24.2%	1,006
Agree		50.4%	2,090
Disagree		10.2%	424
Strongly Disagree		4.7%	194
No Opinion		10.5%	436
		<i>answered question</i>	4,150
		<i>skipped question</i>	277






22. I believe school bus stops in the county are safe.			
		Response Percent	Response Count
Strongly Agree		17.6%	724
Agree		49.2%	2,030
Disagree		13.1%	541
Strongly Disagree		4.8%	199
No Opinion		15.3%	629
		<i>answered question</i>	4,123
		<i>skipped question</i>	304






23. I believe I am/would be safe walking to and from school.			
		Response Percent	Response Count
Strongly Agree		12.3%	508
Agree		28.6%	1,186
Disagree		24.5%	1,017
Strongly Disagree		21.0%	868
No Opinion		13.6%	564
		<i>answered question</i>	4,143
		<i>skipped question</i>	284






24. I feel safe while at school.			
		Response Percent	Response Count
Strongly Agree		30.8%	1,276
Agree		52.3%	2,168
Disagree		6.4%	267
Strongly Disagree		3.8%	159
No Opinion		6.7%	279
		<i>answered question</i>	4,149
		<i>skipped question</i>	278






25. Discipline is well managed at my school.			
		Response Percent	Response Count
Strongly Agree		24.5%	1,009
Agree		49.0%	2,021
Disagree		12.1%	499
Strongly Disagree		6.4%	264
No Opinion		8.0%	331
		<i>answered question</i>	4,124
		<i>skipped question</i>	303






26. Bullying in school is handled promptly.			
		Response Percent	Response Count
Strongly Agree		22.0%	914
Agree		41.2%	1,711
Disagree		17.1%	712
Strongly Disagree		9.3%	385
No Opinion		10.5%	435
		<i>answered question</i>	4,157
		<i>skipped question</i>	270






27. Core values such as honesty, respect and tolerance are enforced at my school.			
		Response Percent	Response Count
Strongly Agree		24.2%	1,002
Agree		51.5%	2,134
Disagree		9.9%	412
Strongly Disagree		5.6%	232
No Opinion		8.8%	363
		<i>answered question</i>	4,143
		<i>skipped question</i>	284






28. My school is free from drugs.			Response Percent	Response Count
Strongly Agree			27.8%	1,148
Agree			21.5%	889
Disagree			16.2%	667
Strongly Disagree			22.0%	908
No Opinion			12.5%	514
			<i>answered question</i>	4,126
			<i>skipped question</i>	301

29. My school is free from alcohol.			Response Percent	Response Count
Strongly Agree			31.6%	1,304
Agree			28.7%	1,186
Disagree			12.7%	523
Strongly Disagree			14.7%	606
No Opinion			12.4%	511
			<i>answered question</i>	4,130
			<i>skipped question</i>	297

30. My school is free from tobacco.			Response Percent	Response Count
Strongly Agree			28.7%	1,191
Agree			22.2%	919
Disagree			14.4%	598
Strongly Disagree			21.7%	898
No Opinion			13.0%	537
			<i>answered question</i>	4,143
			<i>skipped question</i>	284






31. I have received instruction at school about the dangers of drugs, alcohol and tobacco.			Response Percent	Response Count
Strongly Agree			43.3%	1,807
Agree			43.3%	1,808
Disagree			4.9%	203
Strongly Disagree			3.8%	160
No Opinion			4.7%	195
			<i>answered question</i>	4,173
			<i>skipped question</i>	254



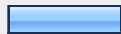


32. My school provides good opportunities for parents to be involved.			
		Response Percent	Response Count
Strongly Agree		20.8%	862
Agree		54.9%	2,274
Disagree		12.0%	495
Strongly Disagree		3.5%	144
No Opinion		8.8%	366
		<i>answered question</i>	4,141
		<i>skipped question</i>	286






33. I feel welcome at my school.			
		Response Percent	Response Count
Strongly Agree		27.9%	1,157
Agree		52.0%	2,160
Disagree		8.9%	370
Strongly Disagree		4.5%	188
No Opinion		6.6%	276
		<i>answered question</i>	4,151
		<i>skipped question</i>	276






34. My school gives me opportunities to provide input in decision making.			
		Response Percent	Response Count
Strongly Agree		18.1%	754
Agree		46.7%	1,944
Disagree		16.4%	682
Strongly Disagree		9.5%	397
No Opinion		9.2%	384
<i>answered question</i>			4,161
<i>skipped question</i>			266






35. The classrooms at my school are the right size.			
		Response Percent	Response Count
Strongly Agree		20.3%	839
Agree		56.2%	2,325
Disagree		13.8%	571
Strongly Disagree		4.6%	191
No Opinion		5.1%	213
<i>answered question</i>			4,139
<i>skipped question</i>			288






36. The media center, cafeteria and auditorium at my school are the right size.			
		Response Percent	Response Count
Strongly Agree		26.4%	1,092
Agree		47.1%	1,947
Disagree		15.4%	637
Strongly Disagree		6.7%	279
No Opinion		4.4%	180
		<i>answered question</i>	4,135
		<i>skipped question</i>	292












37. My school has good outdoor facilities such as playgrounds and recreational fields.			
		Response Percent	Response Count
Strongly Agree		18.9%	781
Agree		42.5%	1,755
Disagree		16.8%	693
Strongly Disagree		14.1%	584
No Opinion		7.7%	318
		<i>answered question</i>	4,131
		<i>skipped question</i>	296

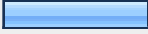





38. The buildings are well taken care of at my school.			
		Response Percent	Response Count
Strongly Agree		25.4%	1,047
Agree		45.6%	1,880
Disagree		13.7%	564
Strongly Disagree		8.6%	355
No Opinion		6.7%	276
		<i>answered question</i>	4,122
		<i>skipped question</i>	305






39. The school replaces and upgrades its buildings in a timely fashion.			
		Response Percent	Response Count
Strongly Agree		13.2%	545
Agree		38.0%	1,564
Disagree		19.5%	805
Strongly Disagree		12.4%	509
No Opinion		16.9%	696
		<i>answered question</i>	4,119
		<i>skipped question</i>	308












40. My school is a comfortable place to learn.			
		Response Percent	Response Count
Strongly Agree		20.8%	856
Agree		53.4%	2,204
Disagree		12.5%	515
Strongly Disagree		6.3%	259
No Opinion		7.0%	290
		<i>answered question</i>	4,124
		<i>skipped question</i>	303







41. School facilities are available for community use.			
		Response Percent	Response Count
Strongly Agree		13.8%	570
Agree		40.7%	1,684
Disagree		14.4%	595
Strongly Disagree		7.1%	293
No Opinion		24.0%	992
		<i>answered question</i>	4,134
		<i>skipped question</i>	293




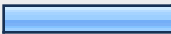
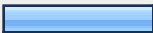
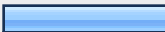
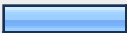

42. The biggest concern facing the Carteret County Public School System is: (check all that apply)			
		Response Percent	Response Count
Student discipline		33.0%	1,300
Lack of student interest in learning		60.7%	2,389
Lack of parent interest/family support		20.9%	822
Adequate curriculum offerings		17.4%	685
Adequate supplies and materials for curriculum offerings		23.8%	937
Low expectations for students		18.2%	717
Quality of staff/teachers		21.0%	827
Bullying		39.9%	1,570
Drugs/alcohol		42.7%	1,680
Class size		20.0%	786
Other (please specify)		17.3%	682
		answered question	3,934
		skipped question	493

43. I see the following as the strongest area in my school:			
		Response Percent	Response Count
Quality of curriculum/programs		22.0%	868
Quality of teachers/staff		26.0%	1,028
Opportunities for parent interest/involvement		7.4%	292
Variety of programs and services		22.0%	869
Accessibility of teachers/staff		12.0%	474
Other (please specify)		10.6%	418
		<i>answered question</i>	3,949
		<i>skipped question</i>	478








44. My parents are involved in my school in the following ways: (check all that apply)			
		Response Percent	Response Count
PTO		17.5%	506
Advisory Council		7.1%	204
Tutoring		5.1%	146
Volunteering		47.2%	1,363
Other (please specify)		44.2%	1,277
		<i>answered question</i>	2,888
		<i>skipped question</i>	1,539









45. My parents gather information about my school from: (check all that apply)			
		Response Percent	Response Count
Teacher/staff		54.2%	2,179
School newsletters		28.3%	1,138
School website		58.3%	2,341
Newspaper		13.6%	548
TV/Radio		9.9%	398
Adult neighbor		9.5%	380
Me (their student)		73.1%	2,936
Other students		22.3%	898
Church		4.3%	171
Civic organizations		2.8%	111
Other (please specify)		14.9%	597
		<i>answered question</i>	4,018
		<i>skipped question</i>	409

46. The top priority to improve education in Carteret County should be to:			
		Response Percent	Response Count
Improve student discipline		18.0%	692
Set higher academic standards for students		23.3%	896
Set higher standards for teachers		12.3%	473
Lower class sizes		13.0%	498
Improve facilities		19.1%	735
Other (please specify)		14.3%	551
		<i>answered question</i>	3,845
		<i>skipped question</i>	582

47. The school system needs to focus on improving in the following area(s). (check all that apply)			
		Response Percent	Response Count
More academic choices		49.7%	1,924
Smaller class size		20.3%	784
After-school program		31.8%	1,231
Discipline/safety		25.7%	994
Training of teachers		22.9%	885
Meeting needs of special students		24.8%	961
Transportation		18.6%	721
Other (please specify)		12.4%	480
		<i>answered question</i>	3,871
		<i>skipped question</i>	556

48. I would consider transferring to another school in the county for the following reason(s). (check all that apply)

		Response Percent	Response Count
Academic course offerings		36.3%	1,260
Condition of facilities		23.5%	818
Number of students		20.5%	713
Safety		23.8%	828
Extra-curricular activities		34.7%	1,204
Quality of staff		25.6%	890
Other (please specify)		25.4%	883
		<i>answered question</i>	3,474
		<i>skipped question</i>	953

49. If the school system had more money, I believe the following should have the highest priority:			
		Response Percent	Response Count
Reduce class size with more teachers		8.6%	342
Improve the quality of buildings		15.3%	610
Pay teachers more		18.2%	728
Provide more after-school programs		13.9%	556
Provide more textbooks and reading materials		9.3%	371
Improve access to technology		17.1%	683
Provide more support staff (ie. teacher assistants, counselors, nurses)		5.3%	211
Other (please specify)		12.3%	492
		answered question	3,993
		skipped question	434

50. I would like to offer the following general comments about my school and/or the school system: (please list)		
		Response Count
		2,729
		answered question
		2,729
		skipped question
		1,698