





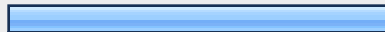










COMMUNITY/BUSINESS SURVEY






1. I currently have __ number of children in the Carteret County Public School System:				
			Response Percent	Response Count
0			88.9%	160
1			7.2%	13
2			2.8%	5
3			0.6%	1
4 or more			0.6%	1
			<i>answered question</i>	<b>180</b>
			<i>skipped question</i>	<b>1</b>




2. In the past, I had a child/children enrolled in the Carteret County Public School System.				
			Response Percent	Response Count
Yes			41.6%	74
No			58.4%	104
			<i>answered question</i>	<b>178</b>
			<i>skipped question</i>	<b>3</b>






3. If yes, please list the years your child/children were enrolled.			
			Response Count
			69
			<i>answered question</i>
			<b>69</b>
			<i>skipped question</i>
			<b>112</b>



4. I currently have grandchildren attending the county's public school system.			
		Response Percent	Response Count
Yes		9.5%	17
No		90.5%	162
		<i>answered question</i>	179
		<i>skipped question</i>	2





5. I have lived in Carteret County:			
		Response Percent	Response Count
0-5 years		17.8%	32
6-10 years		13.3%	24
11-15 years		12.8%	23
16-20 years		7.8%	14
20 + years		23.3%	42
Native of county		25.0%	45
		<i>answered question</i>	180
		<i>skipped question</i>	1






6. My education level is:			
		Response Percent	Response Count
Graduate work/degree		36.5%	65
<b>College degree</b>		<b>40.4%</b>	<b>72</b>
Community college		8.4%	15
Some college		10.1%	18
High school diploma		4.5%	8
Did not complete high school		0.0%	0
		<b><i>answered question</i></b>	<b>178</b>
		<b><i>skipped question</i></b>	<b>3</b>






7. I describe myself as:			
		Response Percent	Response Count
African American		5.0%	9
American Indian		0.0%	0
Asian		0.0%	0
<b>Caucasian/White</b>		<b>93.3%</b>	<b>168</b>
Latino/Hispanic		0.0%	0
Mixed/Other		1.7%	3
		<b><i>answered question</i></b>	<b>180</b>
		<b><i>skipped question</i></b>	<b>1</b>



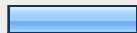

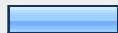
8. I am:			
		Response Percent	Response Count
Retired		22.5%	40
A business owner		16.9%	30
<b>A business employee</b>		<b>42.1%</b>	<b>75</b>
Not working by choice		2.2%	4
Other (list)		16.3%	29
		<i>answered question</i>	<b>178</b>
		<i>skipped question</i>	<b>3</b>






9. I currently volunteer in a Carteret County public school.			
		Response Percent	Response Count
Yes		12.0%	21
<b>No</b>		<b>88.0%</b>	<b>154</b>
		<i>answered question</i>	<b>175</b>
		<i>skipped question</i>	<b>6</b>





10. I contribute to the county's schools in the following ways: (Check all that apply.)			
		Response Percent	Response Count
Mentoring a student		20.8%	21
<b>Financial donations to schools</b>		<b>54.5%</b>	<b>55</b>
Providing job shadowing experiences for students		24.8%	25
Providing educational experiences for students		36.6%	37
		<i>answered question</i>	<b>101</b>
		<i>skipped question</i>	<b>80</b>






11. In general, I am satisfied with the education the county's public school system provides.			
		Response Percent	Response Count
Strongly Agree		14.5%	23
<b>Agree</b>		<b>54.1%</b>	<b>86</b>
Disagree		17.0%	27
Strongly Disagree		1.3%	2
No Opinion		13.2%	21
		<i>answered question</i>	<b>159</b>
		<i>skipped question</i>	<b>22</b>






12. I am satisfied with the programs and services our public school children are receiving.			
		Response Percent	Response Count
Strongly Agree		11.3%	18
<b>Agree</b>		<b>56.0%</b>	<b>89</b>
Disagree		16.4%	26
Strongly Disagree		1.9%	3
No Opinion		14.5%	23
		<i>answered question</i>	<b>159</b>
		<i>skipped question</i>	<b>22</b>






13. The learning environment in our county's school is excellent.			
		Response Percent	Response Count
Strongly Agree		7.5%	12
<b>Agree</b>		<b>54.1%</b>	<b>86</b>
Disagree		19.5%	31
Strongly Disagree		2.5%	4
No Opinion		16.4%	26
		<i>answered question</i>	<b>159</b>
		<i>skipped question</i>	<b>22</b>




14. I see evidence that student work is evaluated in a timely manner and has valuable feedback.			
		Response Percent	Response Count
Strongly Agree		7.7%	12
<b>Agree</b>		<b>39.7%</b>	<b>62</b>
Disagree		11.5%	18
Strongly Disagree		1.9%	3
No Opinion		39.1%	61
		<i>answered question</i>	<b>156</b>
		<i>skipped question</i>	<b>25</b>






15. The amount of time children spend at school preparing for state tests is:			
		Response Percent	Response Count
<b>Too Much</b>		<b>33.3%</b>	<b>53</b>
Enough		25.8%	41
Not Enough		9.4%	15
No Opinion		31.4%	50
		<i>answered question</i>	<b>159</b>
		<i>skipped question</i>	<b>22</b>






16. Our schools prepare students to be successful in life.			
		Response Percent	Response Count
Strongly Agree		6.4%	10
<b>Agree</b>		<b>50.3%</b>	<b>79</b>
Disagree		28.0%	44
Strongly Disagree		1.9%	3
No Opinion		13.4%	21
		<i>answered question</i>	<b>157</b>
		<i>skipped question</i>	<b>24</b>






17. Teachers in our county's public schools are competent and doing a very good job.			
		Response Percent	Response Count
Strongly Agree		17.3%	26
<b>Agree</b>		<b>58.7%</b>	<b>88</b>
Disagree		6.7%	10
Strongly Disagree		1.3%	2
No Opinion		16.0%	24
		<i>answered question</i>	<b>150</b>
		<i>skipped question</i>	<b>31</b>





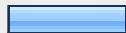
<b>18. Teachers treat children fairly and with respect.</b>			
		<b>Response Percent</b>	<b>Response Count</b>
Strongly Agree		12.8%	19
<b>Agree</b>		<b>51.4%</b>	<b>76</b>
Disagree		9.5%	14
Strongly Disagree		2.0%	3
No Opinion		24.3%	36
		<b><i>answered question</i></b>	<b>148</b>
		<b><i>skipped question</i></b>	<b>33</b>






<b>19. Staff other than teachers treat children fairly and with respect.</b>			
		<b>Response Percent</b>	<b>Response Count</b>
Strongly Agree		11.5%	17
<b>Agree</b>		<b>45.3%</b>	<b>67</b>
Disagree		11.5%	17
Strongly Disagree		2.0%	3
No Opinion		29.7%	44
		<b><i>answered question</i></b>	<b>148</b>
		<b><i>skipped question</i></b>	<b>33</b>





<b>20. Principals treat children fairly and with respect.</b>			
		<b>Response Percent</b>	<b>Response Count</b>
Strongly Agree		12.8%	19
<b>Agree</b>		<b>49.0%</b>	<b>73</b>
Disagree		5.4%	8
Strongly Disagree		4.0%	6
No Opinion		28.9%	43
		<b><i>answered question</i></b>	<b>149</b>
		<b><i>skipped question</i></b>	<b>32</b>






<b>21. I believe school rules are enforced consistently and fairly in our county's public schools.</b>			
		<b>Response Percent</b>	<b>Response Count</b>
Strongly Agree		8.8%	13
<b>Agree</b>		<b>44.9%</b>	<b>66</b>
Disagree		12.9%	19
Strongly Disagree		4.8%	7
No Opinion		28.6%	42
		<b><i>answered question</i></b>	<b>147</b>
		<b><i>skipped question</i></b>	<b>34</b>






<b>22. I believe children in the county are safe going to and from school on a school bus.</b>			
		<b>Response Percent</b>	<b>Response Count</b>
Strongly Agree		19.6%	29
<b>Agree</b>		<b>59.5%</b>	<b>88</b>
Disagree		9.5%	14
Strongly Disagree		1.4%	2
No Opinion		10.1%	15
<i>answered question</i>			<b>148</b>
<i>skipped question</i>			<b>33</b>


<b>23. I believe school bus stops in the county are safe.</b>			
		<b>Response Percent</b>	<b>Response Count</b>
Strongly Agree		14.3%	21
<b>Agree</b>		<b>57.8%</b>	<b>85</b>
Disagree		9.5%	14
Strongly Disagree		0.7%	1
No Opinion		17.7%	26
<i>answered question</i>			<b>147</b>
<i>skipped question</i>			<b>34</b>






24. I believe children are safe walking to and from our county's schools.			
		Response Percent	Response Count
Strongly Agree		6.1%	9
<b>Agree</b>		<b>47.6%</b>	<b>70</b>
Disagree		20.4%	30
Strongly Disagree		3.4%	5
No Opinion		22.4%	33
		<i>answered question</i>	<b>147</b>
		<i>skipped question</i>	<b>34</b>

25. Our county's children are safe while at school.			
		Response Percent	Response Count
Strongly Agree		18.6%	27
<b>Agree</b>		<b>63.4%</b>	<b>92</b>
Disagree		4.1%	6
Strongly Disagree		0.7%	1
No Opinion		13.1%	19
		<i>answered question</i>	<b>145</b>
		<i>skipped question</i>	<b>36</b>






<b>26. Discipline is well managed in our county's schools.</b>			
		<b>Response Percent</b>	<b>Response Count</b>
Strongly Agree		8.2%	12
<b>Agree</b>		<b>42.9%</b>	<b>63</b>
Disagree		17.0%	25
Strongly Disagree		2.0%	3
No Opinion		29.9%	44
<i>answered question</i>			<b>147</b>
<i>skipped question</i>			<b>34</b>






<b>27. Bullying in county schools is handled promptly.</b>			
		<b>Response Percent</b>	<b>Response Count</b>
Strongly Agree		3.4%	5
Agree		27.4%	40
Disagree		17.1%	25
Strongly Disagree		5.5%	8
<b>No Opinion</b>		<b>46.6%</b>	<b>68</b>
<i>answered question</i>			<b>146</b>
<i>skipped question</i>			<b>35</b>




28. Core values such as honesty, respect and tolerance are enforced in schools.			
		Response Percent	Response Count
Strongly Agree		6.1%	9
<b>Agree</b>		<b>45.9%</b>	<b>68</b>
Disagree		12.8%	19
Strongly Disagree		4.1%	6
No Opinion		31.1%	46
		<i>answered question</i>	<b>148</b>
		<i>skipped question</i>	<b>33</b>





29. Our county's schools are free from drugs.			
		Response Percent	Response Count
Strongly Agree		0.7%	1
Agree		12.8%	19
<b>Disagree</b>		<b>45.3%</b>	<b>67</b>
Strongly Disagree		14.9%	22
No Opinion		26.4%	39
		<i>answered question</i>	<b>148</b>
		<i>skipped question</i>	<b>33</b>






30. Our county's schools are free from alcohol.			Response Percent	Response Count
Strongly Agree			2.7%	4
Agree			18.4%	27
<b>Disagree</b>			<b>42.2%</b>	<b>62</b>
Strongly Disagree			6.1%	9
No Opinion			30.6%	45
			<i>answered question</i>	<b>147</b>
			<i>skipped question</i>	<b>34</b>







31. Our county's schools are free from tobacco.			Response Percent	Response Count
Strongly Agree			2.8%	4
Agree			17.2%	25
<b>Disagree</b>			<b>42.1%</b>	<b>61</b>
Strongly Disagree			10.3%	15
No Opinion			27.6%	40
			<i>answered question</i>	<b>145</b>
			<i>skipped question</i>	<b>36</b>





<b>32. Students receive instruction about the dangers of drugs, alcohol and tobacco.</b>			
		<b>Response Percent</b>	<b>Response Count</b>
Strongly Agree		8.9%	13
<b>Agree</b>		<b>57.5%</b>	<b>84</b>
Disagree		4.8%	7
Strongly Disagree		0.7%	1
No Opinion		28.1%	41
		<b><i>answered question</i></b>	<b>146</b>
		<b><i>skipped question</i></b>	<b>35</b>

<b>33. Our schools provide good opportunities for community members/businesses to be involved.</b>			
		<b>Response Percent</b>	<b>Response Count</b>
Strongly Agree		14.5%	21
<b>Agree</b>		<b>57.2%</b>	<b>83</b>
Disagree		11.0%	16
Strongly Disagree		0.7%	1
No Opinion		16.6%	24
		<b><i>answered question</i></b>	<b>145</b>
		<b><i>skipped question</i></b>	<b>36</b>






<b>34. I feel welcome in our county's schools.</b>			
		<b>Response Percent</b>	<b>Response Count</b>
Strongly Agree		18.8%	27
<b>Agree</b>		<b>54.9%</b>	<b>79</b>
Disagree		7.6%	11
Strongly Disagree		0.0%	0
No Opinion		18.8%	27
<i>answered question</i>			<b>144</b>
<i>skipped question</i>			<b>37</b>

<b>35. The school system gives community members opportunities to provide input in decision making.</b>			
		<b>Response Percent</b>	<b>Response Count</b>
Strongly Agree		4.8%	7
<b>Agree</b>		<b>45.9%</b>	<b>67</b>
Disagree		17.1%	25
Strongly Disagree		2.7%	4
No Opinion		29.5%	43
<i>answered question</i>			<b>146</b>
<i>skipped question</i>			<b>35</b>






36. The last time I visited a county public school was:			
		Response Percent	Response Count
Within the last two weeks		19.3%	28
Within the last month		20.0%	29
Within the last six months		15.9%	23
Within the last year		11.0%	16
<b>More than a year ago</b>		<b>23.4%</b>	<b>34</b>
I have never visited		10.3%	15
		<i>answered question</i>	<b>145</b>
		<i>skipped question</i>	<b>36</b>






37. Our county's public schools have classrooms that are the appropriate size for effective instruction.			
		Response Percent	Response Count
Strongly Agree		9.9%	14
<b>Agree</b>		<b>53.2%</b>	<b>75</b>
Disagree		8.5%	12
Strongly Disagree		0.0%	0
No Opinion		28.4%	40
		<i>answered question</i>	<b>141</b>
		<i>skipped question</i>	<b>40</b>






**38. Our county's public schools provide an appropriate number and size of instructional support facilities such as a media center, cafeteria and auditorium.**





		Response Percent	Response Count
Strongly Agree		9.4%	13
<b>Agree</b>		<b>52.5%</b>	<b>73</b>
Disagree		9.4%	13
Strongly Disagree		0.7%	1
No Opinion		28.1%	39
		<i>answered question</i>	<b>139</b>
		<i>skipped question</i>	<b>42</b>






**39. County schools have the appropriate number and size of outdoor facilities such as playgrounds and recreational fields.**






		Response Percent	Response Count
Strongly Agree		12.3%	17
<b>Agree</b>		<b>47.8%</b>	<b>66</b>
Disagree		10.9%	15
Strongly Disagree		1.4%	2
No Opinion		27.5%	38
		<i>answered question</i>	<b>138</b>
		<i>skipped question</i>	<b>43</b>












<b>40. The school system maintains the physical condition of its facilities.</b>			
		<b>Response Percent</b>	<b>Response Count</b>
Strongly Agree		8.6%	12
<b>Agree</b>		<b>54.7%</b>	<b>76</b>
Disagree		16.5%	23
Strongly Disagree		2.9%	4
No Opinion		17.3%	24
		<b><i>answered question</i></b>	<b>139</b>
		<b><i>skipped question</i></b>	<b>42</b>

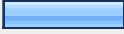





<b>41. The school system replaces and upgrades its facilities in a timely fashion.</b>			
		<b>Response Percent</b>	<b>Response Count</b>
Strongly Agree		5.1%	7
<b>Agree</b>		<b>35.8%</b>	<b>49</b>
Disagree		29.2%	40
Strongly Disagree		4.4%	6
No Opinion		25.5%	35
		<b><i>answered question</i></b>	<b>137</b>
		<b><i>skipped question</i></b>	<b>44</b>












42. County schools offer a comfortable physical environment in which learning can occur.			
		Response Percent	Response Count
Strongly Agree		9.5%	13
<b>Agree</b>		<b>56.2%</b>	<b>77</b>
Disagree		9.5%	13
Strongly Disagree		0.0%	0
No Opinion		24.8%	34
<i>answered question</i>			<b>137</b>
<i>skipped question</i>			<b>44</b>







43. The classrooms in county schools are of adequate size to accommodate instruction.			
		Response Percent	Response Count
Strongly Agree		7.9%	11
<b>Agree</b>		<b>54.0%</b>	<b>75</b>
Disagree		9.4%	13
Strongly Disagree		0.7%	1
No Opinion		28.1%	39
<i>answered question</i>			<b>139</b>
<i>skipped question</i>			<b>42</b>









44. School facilities in the county are available for community use.			
		Response Percent	Response Count
Strongly Agree		5.0%	7
Agree		38.1%	53
Disagree		9.4%	13
Strongly Disagree		3.6%	5
<b>No Opinion</b>		<b>43.9%</b>	<b>61</b>
		<i>answered question</i>	<b>139</b>
		<i>skipped question</i>	<b>42</b>






45. The biggest concern facing the Carteret County Public School System is: (check all that apply)			
		Response Percent	Response Count
Student discipline		38.2%	50
Lack of student interest in learning		45.0%	59
<b>Lack of parent interest/family support</b>		<b>51.9%</b>	<b>68</b>
Adequate curriculum offerings		22.9%	30
Adequate supplies and materials for curriculum offerings		25.2%	33
Low expectations for students		29.0%	38
Quality of staff/teachers		13.0%	17
Bullying		23.7%	31
Drugs/alcohol		41.2%	54
Class size		16.0%	21
Other (please specify)		26.0%	34
		<b>answered question</b>	<b>131</b>
		<b>skipped question</b>	<b>50</b>






46. I see the following as the strongest area in our county's school system?			
		Response Percent	Response Count
Quality of curriculum/programs		18.3%	22
<b>Quality of teachers/staff</b>		<b>40.8%</b>	<b>49</b>
Opportunities for parent interest/involvement		10.0%	12
Variety of programs and services		13.3%	16
Accessibility of teachers/staff		6.7%	8
Other (please specify)		10.8%	13
		<b><i>answered question</i></b>	<b>120</b>
		<b><i>skipped question</i></b>	<b>61</b>






47. I gather information about the school system from: (check all that apply)			
		Response Percent	Response Count
Teacher/staff		62.0%	85
School newsletters		13.1%	18
School website		33.6%	46
<b>Newspaper</b>		<b>79.6%</b>	<b>109</b>
TV/Radio		38.7%	53
Adult neighbor		24.8%	34
My child		14.6%	20
Other students		43.8%	60
Church		20.4%	28
Civic organizations		21.2%	29
Other (please specify)		20.4%	28
		<b><i>answered question</i></b>	<b>137</b>
		<b><i>skipped question</i></b>	<b>44</b>





48. The top priority to improve education in Carteret County should be to:			
		Response Percent	Response Count
Improve student discipline		13.8%	18
<b>Set higher academic standards for students</b>		<b>41.5%</b>	<b>54</b>
Set higher standards for teachers		15.4%	20
Lower class sizes		10.8%	14
Improve facilities		3.8%	5
Other (please specify)		14.6%	19
		<b>answered question</b>	<b>130</b>
		<b>skipped question</b>	<b>51</b>









49. Our county's school system needs to focus on improving in the following area(s). (check all that apply)			
		Response Percent	Response Count
<b>More academic choices</b>		<b>47.2%</b>	<b>59</b>
Smaller class size		29.6%	37
After-school program		36.8%	46
Discipline/safety		40.0%	50
Training of teachers		34.4%	43
Meeting needs of special students		32.8%	41
Transportation		8.0%	10
Other (please specify)		26.4%	33
		<b>answered question</b>	<b>125</b>
		<b>skipped question</b>	<b>56</b>

<b>50. Our school system spends money wisely to provide for effective teaching and appropriate student achievement.</b>			
		<b>Response Percent</b>	<b>Response Count</b>
Strongly Agree		3.7%	5
<b>Agree</b>		<b>38.5%</b>	<b>52</b>
Disagree		22.2%	30
Strongly Disagree		5.2%	7
No Opinion		30.4%	41
		<b><i>answered question</i></b>	<b>135</b>
		<b><i>skipped question</i></b>	<b>46</b>

<b>51. Our school system provides appropriate financial resources to address student needs.</b>			
		<b>Response Percent</b>	<b>Response Count</b>
Strongly Agree		7.5%	10
Agree		29.3%	39
Disagree		29.3%	39
Strongly Disagree		1.5%	2
<b>No Opinion</b>		<b>32.3%</b>	<b>43</b>
		<b><i>answered question</i></b>	<b>133</b>
		<b><i>skipped question</i></b>	<b>48</b>

<b>52. Our school system provides appropriate resources to concentrate on students that need remediation.</b>			
		<b>Response Percent</b>	<b>Response Count</b>
Strongly Agree		2.9%	4
Agree		30.1%	41
Disagree		24.3%	33
Strongly Disagree		2.9%	4
<b>No Opinion</b>		<b>39.7%</b>	<b>54</b>
		<i>answered question</i>	<b>136</b>
		<i>skipped question</i>	<b>45</b>

<b>53. Our school system utilizes outside funding sources to help support its educational program. (Ex. Grants, community/corporate partnerships, booster clubs, parent organizations)</b>			
		<b>Response Percent</b>	<b>Response Count</b>
Strongly Agree		8.8%	12
<b>Agree</b>		<b>43.1%</b>	<b>59</b>
Disagree		6.6%	9
Strongly Disagree		0.0%	0
No Opinion		41.6%	57
		<i>answered question</i>	<b>137</b>
		<i>skipped question</i>	<b>44</b>

54. If the school system had more money, I believe the following should have the highest priority:			
		Response Percent	Response Count
Reduce class size with more teachers		23.5%	31
Improve the quality of buildings		6.8%	9
Pay teachers more		20.5%	27
Provide more after-school programs		6.1%	8
Provide more textbooks and reading materials		4.5%	6
Improve access to technology		10.6%	14
Provide more support staff (ie. teacher assistants, counselors, nurses)		13.6%	18
Other (please specify)		14.4%	19
		<b>answered question</b>	<b>132</b>
		<b>skipped question</b>	<b>49</b>

55. I would like to offer the following general comments about our county's public school system:		
		Response Count
		46
		<b>answered question</b>
		<b>46</b>
		<b>skipped question</b>
		<b>135</b>