














SURVEY FOR EMPLOYEES NOT DIRECTLY INVOLVED WITH INSTRUCTION AND CLASSROOM EDUCATION






1. I currently work at the following school/site in the public school system: (list)		
		Response Count
		147
<i>answered question</i>		147
<i>skipped question</i>		4







2. I currently have ___ number of children in the Carteret County Public School System:			
		Response Percent	Response Count
0		67.8%	101
1		20.1%	30
2		9.4%	14
3		0.7%	1
4 or more		2.0%	3
<i>answered question</i>			149
<i>skipped question</i>			2






3. In the past, I had children enrolled in the Carteret County Public School System.			
		Response Percent	Response Count
Yes		56.7%	80
No		43.3%	61
<i>answered question</i>			141
<i>skipped question</i>			10






4. If yes, please list the years your child/children were enrolled.		
		Response Count
		81
	<i>answered question</i>	81
	<i>skipped question</i>	70






5. I have lived in Carteret County:			
		Response Percent	Response Count
0-5 years		16.1%	24
6-10 years		9.4%	14
11-15 years		10.1%	15
16-20 years		10.1%	15
20 + years		26.2%	39
Native of county		28.2%	42
	<i>answered question</i>		149
	<i>skipped question</i>		2






6. My education level is:			
		Response Percent	Response Count
Graduate work/degree		37.3%	56
College degree		18.0%	27
Community college		15.3%	23
Some college		17.3%	26
High school diploma		12.0%	18
Did not complete high school		0.0%	0
		answered question	150
		skipped question	1






7. I describe myself as:			
		Response Percent	Response Count
African American		2.0%	3
American Indian		0.7%	1
Asian		0.7%	1
Caucasian/White		94.6%	141
Latino/Hispanic		0.7%	1
Mixed/Other		1.3%	2
		answered question	149
		skipped question	2





8. In general, I am satisfied with the education we are providing to students.			
		Response Percent	Response Count
Strongly Agree		30.6%	45
Agree		61.9%	91
Disagree		4.8%	7
Strongly Disagree		0.7%	1
No Opinion		2.0%	3
		<i>answered question</i>	147
		<i>skipped question</i>	4






9. I am satisfied with the programs and services our county's students are receiving.			
		Response Percent	Response Count
Strongly Agree		20.5%	30
Agree		69.2%	101
Disagree		7.5%	11
Strongly Disagree		0.7%	1
No Opinion		2.1%	3
		<i>answered question</i>	146
		<i>skipped question</i>	5






10. The learning environment in our schools is excellent.			
		Response Percent	Response Count
Strongly Agree		27.9%	41
Agree		59.2%	87
Disagree		9.5%	14
Strongly Disagree		1.4%	2
No Opinion		2.0%	3
		<i>answered question</i>	147
		<i>skipped question</i>	4






11. I see evidence that student work is evaluated in a timely manner and has valuable feedback.			
		Response Percent	Response Count
Strongly Agree		23.8%	35
Agree		63.3%	93
Disagree		4.8%	7
Strongly Disagree		0.7%	1
No Opinion		7.5%	11
		<i>answered question</i>	147
		<i>skipped question</i>	4






12. Students show evidence that the homework assigned benefits them.			
		Response Percent	Response Count
Strongly Agree		13.7%	20
Agree		55.5%	81
Disagree		12.3%	18
Strongly Disagree		0.7%	1
No Opinion		17.8%	26
		<i>answered question</i>	146
		<i>skipped question</i>	5






13. The amount of time students spend at school preparing for state tests is:			
		Response Percent	Response Count
Too Much		40.1%	59
Enough		44.9%	66
Not Enough		4.8%	7
No Opinion		10.2%	15
		<i>answered question</i>	147
		<i>skipped question</i>	4





14. Our schools prepare students to be successful in life.			
		Response Percent	Response Count
Strongly Agree		19.0%	28
Agree		66.7%	98
Disagree		8.2%	12
Strongly Disagree		2.0%	3
No Opinion		4.1%	6
		<i>answered question</i>	147
		<i>skipped question</i>	4





15. Employees of the school system are competent and doing a very good job.			
		Response Percent	Response Count
Strongly Agree		28.1%	41
Agree		60.3%	88
Disagree		4.8%	7
Strongly Disagree		0.7%	1
No Opinion		6.2%	9
		<i>answered question</i>	146
		<i>skipped question</i>	5






16. Employees treat children fairly and with respect.			
		Response Percent	Response Count
Strongly Agree		24.0%	35
Agree		67.1%	98
Disagree		4.8%	7
Strongly Disagree		0.7%	1
No Opinion		3.4%	5
<i>answered question</i>			146
<i>skipped question</i>			5






17. School rules are enforced consistently and fairly in schools.			
		Response Percent	Response Count
Strongly Agree		18.5%	27
Agree		53.4%	78
Disagree		17.8%	26
Strongly Disagree		4.8%	7
No Opinion		5.5%	8
<i>answered question</i>			146
<i>skipped question</i>			5





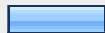
18. Employees treat fellow employees fairly and with respect.			
		Response Percent	Response Count
Strongly Agree		21.2%	31
Agree		67.8%	99
Disagree		6.2%	9
Strongly Disagree		1.4%	2
No Opinion		3.4%	5
		<i>answered question</i>	146
		<i>skipped question</i>	5






19. I believe children are safe going to and from school on a school bus.			
		Response Percent	Response Count
Strongly Agree		40.3%	58
Agree		54.9%	79
Disagree		2.1%	3
Strongly Disagree		0.0%	0
No Opinion		2.8%	4
		<i>answered question</i>	144
		<i>skipped question</i>	7

20. I believe school bus stops in the county are safe.			
		Response Percent	Response Count
Strongly Agree		29.9%	43
Agree		53.5%	77
Disagree		6.3%	9
Strongly Disagree		0.0%	0
No Opinion		10.4%	15
		<i>answered question</i>	144
		<i>skipped question</i>	7






21. I believe children are safe walking to and from our county's schools.			
		Response Percent	Response Count
Strongly Agree		11.1%	16
Agree		45.8%	66
Disagree		21.5%	31
Strongly Disagree		2.1%	3
No Opinion		19.4%	28
		<i>answered question</i>	144
		<i>skipped question</i>	7



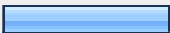


22. Students are safe while at school.			
		Response Percent	Response Count
Strongly Agree		42.1%	61
Agree		54.5%	79
Disagree		1.4%	2
Strongly Disagree		1.4%	2
No Opinion		0.7%	1
		<i>answered question</i>	145
		<i>skipped question</i>	6






23. Discipline is well managed in the school where I work.			
		Response Percent	Response Count
Strongly Agree		34.5%	50
Agree		44.1%	64
Disagree		5.5%	8
Strongly Disagree		1.4%	2
No Opinion		14.5%	21
		<i>answered question</i>	145
		<i>skipped question</i>	6





24. Bullying in schools is handled promptly.			
		Response Percent	Response Count
Strongly Agree		25.0%	36
Agree		48.6%	70
Disagree		6.3%	9
Strongly Disagree		2.1%	3
No Opinion		18.1%	26
		<i>answered question</i>	144
		<i>skipped question</i>	7






25. Core values such as honesty, respect and tolerance are enforced in our county's schools.			
		Response Percent	Response Count
Strongly Agree		24.1%	35
Agree		62.1%	90
Disagree		5.5%	8
Strongly Disagree		0.7%	1
No Opinion		7.6%	11
		<i>answered question</i>	145
		<i>skipped question</i>	6






26. Our schools are free from drugs.			
		Response Percent	Response Count
Strongly Agree		11.2%	16
Agree		23.8%	34
Disagree		43.4%	62
Strongly Disagree		8.4%	12
No Opinion		13.3%	19
		<i>answered question</i>	143
		<i>skipped question</i>	8






27. Our schools are free from alcohol.			
		Response Percent	Response Count
Strongly Agree		16.7%	24
Agree		37.5%	54
Disagree		25.0%	36
Strongly Disagree		4.9%	7
No Opinion		16.0%	23
		<i>answered question</i>	144
		<i>skipped question</i>	7






28. Our schools are free from tobacco.			
		Response Percent	Response Count
Strongly Agree		18.1%	26
Agree		27.8%	40
Disagree		34.7%	50
Strongly Disagree		8.3%	12
No Opinion		11.1%	16
		<i>answered question</i>	144
		<i>skipped question</i>	7






29. Students receive instruction about the dangers of drugs, alcohol and tobacco.			
		Response Percent	Response Count
Strongly Agree		22.1%	32
Agree		62.1%	90
Disagree		4.8%	7
Strongly Disagree		0.0%	0
No Opinion		11.0%	16
		<i>answered question</i>	145
		<i>skipped question</i>	6

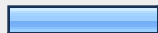




30. My supervisor provides good opportunities for me to be involved in decision making.			
		Response Percent	Response Count
Strongly Agree		37.9%	55
Agree		47.6%	69
Disagree		6.9%	10
Strongly Disagree		1.4%	2
No Opinion		6.2%	9
<i>answered question</i>			145
<i>skipped question</i>			6

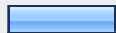




31. I feel comfortable and supported in my job.			
		Response Percent	Response Count
Strongly Agree		44.1%	64
Agree		44.8%	65
Disagree		8.3%	12
Strongly Disagree		1.4%	2
No Opinion		1.4%	2
<i>answered question</i>			145
<i>skipped question</i>			6






32. I believe my input and ideas are taken into consideration by my supervisor.			
		Response Percent	Response Count
Strongly Agree		42.8%	62
Agree		45.5%	66
Disagree		5.5%	8
Strongly Disagree		1.4%	2
No Opinion		4.8%	7
		<i>answered question</i>	145
		<i>skipped question</i>	6






33. I believe my input and ideas are taken into consideration by my co-workers.			
		Response Percent	Response Count
Strongly Agree		37.9%	55
Agree		55.2%	80
Disagree		2.1%	3
Strongly Disagree		0.7%	1
No Opinion		4.1%	6
		<i>answered question</i>	145
		<i>skipped question</i>	6





34. Our schools have classrooms that are the appropriate size for effective instruction.			
		Response Percent	Response Count
Strongly Agree		16.7%	24
Agree		65.3%	94
Disagree		13.2%	19
Strongly Disagree		1.4%	2
No Opinion		3.5%	5
		<i>answered question</i>	144
		<i>skipped question</i>	7





35. Our schools provide an appropriate number and size of instructional support facilities such as a media center, cafeteria and auditorium.			
		Response Percent	Response Count
Strongly Agree		22.9%	33
Agree		60.4%	87
Disagree		10.4%	15
Strongly Disagree		2.8%	4
No Opinion		3.5%	5
		<i>answered question</i>	144
		<i>skipped question</i>	7





36. Our county schools have the appropriate number and size of outdoor facilities such as playgrounds and recreational fields.			
		Response Percent	Response Count
Strongly Agree		16.0%	23
Agree		62.5%	90
Disagree		13.9%	20
Strongly Disagree		1.4%	2
No Opinion		6.3%	9
		<i>answered question</i>	144
		<i>skipped question</i>	7












37. The school system maintains the physical condition of its facilities.			
		Response Percent	Response Count
Strongly Agree		18.9%	27
Agree		59.4%	85
Disagree		11.9%	17
Strongly Disagree		3.5%	5
No Opinion		6.3%	9
		<i>answered question</i>	143
		<i>skipped question</i>	8

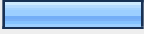





38. The school system replaces and upgrades its facilities in a timely fashion.			
		Response Percent	Response Count
Strongly Agree		8.3%	12
Agree		52.1%	75
Disagree		25.7%	37
Strongly Disagree		4.2%	6
No Opinion		9.7%	14
<i>answered question</i>			144
<i>skipped question</i>			7

39. Our county's schools offer a comfortable physical environment in which learning can occur.			
		Response Percent	Response Count
Strongly Agree		16.8%	24
Agree		69.2%	99
Disagree		9.8%	14
Strongly Disagree		0.0%	0
No Opinion		4.2%	6
<i>answered question</i>			143
<i>skipped question</i>			8













40. The classrooms in our schools are of adequate size to accommodate instruction.			
		Response Percent	Response Count
Strongly Agree		11.3%	16
Agree		72.5%	103
Disagree		11.3%	16
Strongly Disagree		0.0%	0
No Opinion		4.9%	7
		<i>answered question</i>	142
		<i>skipped question</i>	9







41. School facilities in the county are available for community use.			
		Response Percent	Response Count
Strongly Agree		22.9%	33
Agree		61.8%	89
Disagree		1.4%	2
Strongly Disagree		0.0%	0
No Opinion		13.9%	20
		<i>answered question</i>	144
		<i>skipped question</i>	7









42. The biggest concern facing the Carteret County Public School System is: (check all that apply)			
		Response Percent	Response Count
Student discipline		29.3%	39
Lack of student interest in learning		48.1%	64
Lack of parent interest/family support		60.9%	81
Adequate curriculum offerings		10.5%	14
Adequate supplies and materials for curriculum offerings		26.3%	35
Low expectations for students		10.5%	14
Quality of staff/teachers		8.3%	11
Bullying		13.5%	18
Drugs/alcohol		23.3%	31
Class size		20.3%	27
Other (please specify)		16.5%	22
		answered question	133
		skipped question	18

43. I see the following as the strongest area in our county's school system?			
		Response Percent	Response Count
Quality of curriculum/programs		21.1%	27
Quality of teachers/staff		39.8%	51
Opportunities for parent interest/involvement		7.8%	10
Variety of programs and services		10.2%	13
Accessibility of teachers/staff		16.4%	21
Other (please specify)		4.7%	6
		<i>answered question</i>	128
		<i>skipped question</i>	23








44. I gather information about my child's school from: (check all that apply)

		Response Percent	Response Count
Fellow employees		70.2%	73
Administrators		47.1%	49
School newsletters		32.7%	34
School website		58.7%	61
Newspaper		27.9%	29
TV/Radio		6.7%	7
Adult neighbor		8.7%	9
My child		59.6%	62
Other students		27.9%	29
Church		4.8%	5
Civic organizations		2.9%	3
Other (please specify)		22.1%	23
		<i>answered question</i>	104
		<i>skipped question</i>	47






45. The top priority to improve education in Carteret County should be to:			
		Response Percent	Response Count
Improve student discipline		19.4%	25
Set higher academic standards for students		20.9%	27
Set higher standards for teachers		13.2%	17
Lower class sizes		24.8%	32
Improve facilities		8.5%	11
Other (please specify)		13.2%	17
		<i>answered question</i>	129
		<i>skipped question</i>	22






46. The school/site where I work needs to focus on improving the following area(s). (check all that apply)			
		Response Percent	Response Count
More academic choices		18.0%	20
Smaller class size		30.6%	34
After-school program		22.5%	25
Discipline/safety		12.6%	14
Training of teachers		10.8%	12
Meeting needs of special students		30.6%	34
Transportation		6.3%	7
Other (please specify)		25.2%	28
		<i>answered question</i>	111
		<i>skipped question</i>	40



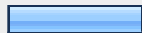


47. I believe parents might consider transferring their children to another school in the county for the following reason(s). (check all that apply)





		Response Percent	Response Count
Academic course offerings		56.0%	65
Condition of facilities		28.4%	33
Number of students		37.1%	43
Safety		18.1%	21
Extra-curricular activities		33.6%	39
Quality of staff		34.5%	40
Other (please specify)		14.7%	17
		<i>answered question</i>	116
		<i>skipped question</i>	35









48. The school system spends money wisely to provide for effective teaching and appropriate student achievement.

		Response Percent	Response Count
Strongly Agree		8.3%	11
Agree		60.9%	81
Disagree		16.5%	22
Strongly Disagree		3.8%	5
No Opinion		10.5%	14
		<i>answered question</i>	133
		<i>skipped question</i>	18

49. The school system provides appropriate financial resources to address student needs.			
		Response Percent	Response Count
Strongly Agree		9.1%	12
Agree		55.3%	73
Disagree		20.5%	27
Strongly Disagree		2.3%	3
No Opinion		12.9%	17
<i>answered question</i>			132
<i>skipped question</i>			19

50. The school system provides appropriate resources to concentrate on students that need remediation.			
		Response Percent	Response Count
Strongly Agree		8.3%	11
Agree		56.1%	74
Disagree		20.5%	27
Strongly Disagree		3.8%	5
No Opinion		11.4%	15
<i>answered question</i>			132
<i>skipped question</i>			19

51. The school system utilizes outside funding sources to help support its educational program. (Ex. Grants, community/corporate partnerships, booster clubs, parent organizations)			
		Response Percent	Response Count
Strongly Agree		19.5%	26
Agree		59.4%	79
Disagree		6.8%	9
Strongly Disagree		0.0%	0
No Opinion		14.3%	19
		<i>answered question</i>	133
		<i>skipped question</i>	18

52. If the school system had more money, I believe the following should have the highest priority:			
		Response Percent	Response Count
Reduce class size with more teachers		25.8%	33
Improve the quality of buildings		6.3%	8
Pay teachers more		14.1%	18
Provide more after-school programs		3.1%	4
Provide more textbooks and reading materials		4.7%	6
Improve access to technology		8.6%	11
Provide more support staff (ie. teacher assistants, counselors, nurses)		26.6%	34
Other (please specify)		10.9%	14
		<i>answered question</i>	128
		<i>skipped question</i>	23

53. I would like to offer the following general comments about the school system or the site where I work: (please list)

		Response Count
		54
	<i>answered question</i>	54
	<i>skipped question</i>	97