














SURVEY FOR EMPLOYEES INVOLVED WITH INSTRUCTION AND CLASSROOM EDUCATION


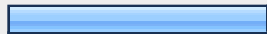



1. I currently work at the following school/site in the public school system: (list)		
		Response Count
		463
<i>answered question</i>		463
<i>skipped question</i>		11





2. I currently have ___ number of children in the Carteret County Public School System:			
		Response Percent	Response Count
0		72.1%	339
1		13.8%	65
2		10.0%	47
3		2.8%	13
4 or more		1.3%	6
<i>answered question</i>			470
<i>skipped question</i>			4






3. In the past, I had children enrolled in the Carteret County Public School System.			
		Response Percent	Response Count
Yes		45.3%	206
No		54.7%	249
<i>answered question</i>			455
<i>skipped question</i>			19






4. If yes, please list the years your child/children were enrolled.		
		Response Count
		191
<i>answered question</i>		191
<i>skipped question</i>		283

5. I have lived in Carteret County:			
		Response Percent	Response Count
0-5 years		20.9%	98
6-10 years		13.5%	63
11-15 years		13.5%	63
16-20 years		9.4%	44
20 + years		20.3%	95
Native of county		22.4%	105
		<i>answered question</i>	468
		<i>skipped question</i>	6

6. My education level is:			
		Response Percent	Response Count
Graduate work/degree		54.7%	257
College degree		39.8%	187
Community college		1.1%	5
Some college		2.8%	13
High school diploma		1.7%	8
Did not complete high school		0.0%	0
		answered question	470
		skipped question	4






7. I describe myself as:			
		Response Percent	Response Count
African American		1.7%	8
American Indian		0.0%	0
Asian		0.0%	0
Caucasian/White		96.8%	452
Latino/Hispanic		0.6%	3
Mixed/Other		0.9%	4
		answered question	467
		skipped question	7

8. In general, I am satisfied with the education we are providing to students.			
		Response Percent	Response Count
Strongly Agree		30.1%	132
Agree		61.3%	269
Disagree		7.7%	34
Strongly Disagree		0.7%	3
No Opinion		0.2%	1
		<i>answered question</i>	439
		<i>skipped question</i>	35





9. I am satisfied with the programs and services our county's students are receiving.			
		Response Percent	Response Count
Strongly Agree		19.3%	85
Agree		65.7%	289
Disagree		13.4%	59
Strongly Disagree		1.1%	5
No Opinion		0.5%	2
		<i>answered question</i>	440
		<i>skipped question</i>	34






10. The learning environment in the school where I work is excellent.			
		Response Percent	Response Count
Strongly Agree		44.6%	197
Agree		44.1%	195
Disagree		9.5%	42
Strongly Disagree		1.4%	6
No Opinion		0.5%	2
		<i>answered question</i>	442
		<i>skipped question</i>	32






11. I see evidence that student work is evaluated in a timely manner and has valuable feedback.			
		Response Percent	Response Count
Strongly Agree		39.5%	174
Agree		54.5%	240
Disagree		3.6%	16
Strongly Disagree		0.2%	1
No Opinion		2.0%	9
		<i>answered question</i>	440
		<i>skipped question</i>	34






12. Students show evidence that the homework assigned benefits them.			
		Response Percent	Response Count
Strongly Agree		21.6%	95
Agree		59.1%	260
Disagree		11.6%	51
Strongly Disagree		0.7%	3
No Opinion		7.0%	31
		answered question	440
		skipped question	34






13. The average amount of time, daily, students in my school spend on homework is: (please answer for the grade level you teach)							
	Less than 30 minutes	30 minutes to 1 hour	1 hour to 1 ½ hours	1 ½ hours to 2 hours	More than 2 hours	Response Count	
Elementary school level	28.4% (54)	56.3% (107)	12.6% (24)	2.1% (4)	0.5% (1)	190	
Middle school level	16.7% (20)	49.2% (59)	29.2% (35)	4.2% (5)	0.8% (1)	120	
High school level	18.9% (25)	35.6% (47)	25.0% (33)	11.4% (15)	9.1% (12)	132	
						answered question	420
						skipped question	54






14. The amount of time students spend at school preparing for state tests is:			
		Response Percent	Response Count
Too Much		36.7%	161
Enough		49.2%	216
Not Enough		5.5%	24
No Opinion		8.7%	38
		answered question	439
		skipped question	35

15. Our schools prepare students to be successful in life.			
		Response Percent	Response Count
Strongly Agree		28.6%	126
Agree		57.3%	252
Disagree		11.8%	52
Strongly Disagree		0.9%	4
No Opinion		1.4%	6
		answered question	440
		skipped question	34

16. Teachers at the school where I work are competent and doing a very good job.			
		Response Percent	Response Count
Strongly Agree		55.5%	239
Agree		43.2%	186
Disagree		0.7%	3
Strongly Disagree		0.2%	1
No Opinion		0.5%	2
		<i>answered question</i>	431
		<i>skipped question</i>	43

17. Teacher assistants at the school where I work are competent and doing a very good job.			
		Response Percent	Response Count
Strongly Agree		44.4%	192
Agree		46.8%	202
Disagree		2.8%	12
Strongly Disagree		0.7%	3
No Opinion		5.3%	23
		<i>answered question</i>	432
		<i>skipped question</i>	42






18. At my school, teachers treat children fairly and with respect.			
		Response Percent	Response Count
Strongly Agree		50.2%	217
Agree		47.5%	205
Disagree		1.6%	7
Strongly Disagree		0.5%	2
No Opinion		0.2%	1
		answered question	432
		skipped question	42

19. At my school, staff members other than teachers treat children fairly and with respect.			
		Response Percent	Response Count
Strongly Agree		46.9%	201
Agree		50.6%	217
Disagree		1.4%	6
Strongly Disagree		0.5%	2
No Opinion		0.7%	3
		answered question	429
		skipped question	45





20. At my school, principals and assistant principals treat children fairly and with respect.			
		Response Percent	Response Count
Strongly Agree		55.2%	237
Agree		41.0%	176
Disagree		2.3%	10
Strongly Disagree		1.2%	5
No Opinion		0.2%	1
<i>answered question</i>			429
<i>skipped question</i>			45





21. School rules are enforced by teachers consistently and fairly at the school where I work.			
		Response Percent	Response Count
Strongly Agree		35.7%	153
Agree		49.7%	213
Disagree		11.2%	48
Strongly Disagree		2.6%	11
No Opinion		0.9%	4
<i>answered question</i>			429
<i>skipped question</i>			45






22. School rules are enforced by principals and assistant principals consistently and fairly at the school where I work.





		Response Percent	Response Count
Strongly Agree		44.0%	189
Agree		40.5%	174
Disagree		12.3%	53
Strongly Disagree		1.9%	8
No Opinion		1.4%	6
		answered question	430
		skipped question	44






23. I believe students are safe going to and from school on a school bus.






		Response Percent	Response Count
Strongly Agree		44.9%	192
Agree		49.5%	212
Disagree		0.7%	3
Strongly Disagree		0.0%	0
No Opinion		4.9%	21
		answered question	428
		skipped question	46




24. I believe school bus stops in the county are safe.			
		Response Percent	Response Count
Strongly Agree		28.4%	122
Agree		54.3%	233
Disagree		2.3%	10
Strongly Disagree		0.0%	0
No Opinion		14.9%	64
		<i>answered question</i>	429
		<i>skipped question</i>	45






25. I believe students are safe walking to and from our county's schools.			
		Response Percent	Response Count
Strongly Agree		14.7%	63
Agree		45.2%	194
Disagree		19.1%	82
Strongly Disagree		2.3%	10
No Opinion		18.6%	80
		<i>answered question</i>	429
		<i>skipped question</i>	45




26. Students are safe while at school.			
		Response Percent	Response Count
Strongly Agree		56.5%	242
Agree		41.6%	178
Disagree		1.6%	7
Strongly Disagree		0.0%	0
No Opinion		0.2%	1
		<i>answered question</i>	428
		<i>skipped question</i>	46

27. Discipline is well managed in the school where I work.			
		Response Percent	Response Count
Strongly Agree		44.8%	190
Agree		46.2%	196
Disagree		6.6%	28
Strongly Disagree		1.2%	5
No Opinion		1.2%	5
		<i>answered question</i>	424
		<i>skipped question</i>	50

28. Bullying in my school is handled promptly.			
		Response Percent	Response Count
Strongly Agree		38.3%	162
Agree		50.1%	212
Disagree		5.4%	23
Strongly Disagree		0.9%	4
No Opinion		5.2%	22
		<i>answered question</i>	423
		<i>skipped question</i>	51






29. Core values such as honesty, respect and tolerance are enforced in the school where I work.			
		Response Percent	Response Count
Strongly Agree		44.5%	188
Agree		47.6%	201
Disagree		5.7%	24
Strongly Disagree		1.2%	5
No Opinion		0.9%	4
		<i>answered question</i>	422
		<i>skipped question</i>	52






30. The school where I work is free from drugs.			Response Percent	Response Count
Strongly Agree			38.6%	164
Agree			34.8%	148
Disagree			16.5%	70
Strongly Disagree			6.1%	26
No Opinion			4.0%	17
			<i>answered question</i>	425
			<i>skipped question</i>	49

31. The school where I work is free from alcohol.			Response Percent	Response Count
Strongly Agree			43.7%	185
Agree			39.2%	166
Disagree			9.7%	41
Strongly Disagree			2.8%	12
No Opinion			4.5%	19
			<i>answered question</i>	423
			<i>skipped question</i>	51

32. The school where I work is free from tobacco.			
		Response Percent	Response Count
Strongly Agree		38.7%	166
Agree		37.1%	159
Disagree		15.9%	68
Strongly Disagree		5.4%	23
No Opinion		3.0%	13
<i>answered question</i>			429
<i>skipped question</i>			45

33. Students receive instruction about the dangers of drugs, alcohol and tobacco.			
		Response Percent	Response Count
Strongly Agree		39.4%	169
Agree		49.4%	212
Disagree		4.7%	20
Strongly Disagree		0.0%	0
No Opinion		6.5%	28
<i>answered question</i>			429
<i>skipped question</i>			45






34. The principal of my school provides good opportunities for me to be involved in decision making.			
		Response Percent	Response Count
Strongly Agree		38.8%	166
Agree		42.1%	180
Disagree		10.7%	46
Strongly Disagree		4.4%	19
No Opinion		4.0%	17
		<i>answered question</i>	428
		<i>skipped question</i>	46

35. I feel comfortable and supported in my job.			
		Response Percent	Response Count
Strongly Agree		43.9%	187
Agree		40.8%	174
Disagree		10.1%	43
Strongly Disagree		3.8%	16
No Opinion		1.4%	6
		<i>answered question</i>	426
		<i>skipped question</i>	48






36. I believe my input and ideas are taken into consideration by the principal of my school.			
		Response Percent	Response Count
Strongly Agree		38.6%	165
Agree		43.1%	184
Disagree		10.1%	43
Strongly Disagree		4.4%	19
No Opinion		3.7%	16
<i>answered question</i>			427
<i>skipped question</i>			47

37. I believe my input and ideas are taken into consideration by co-workers at my school.			
		Response Percent	Response Count
Strongly Agree		35.4%	151
Agree		57.8%	247
Disagree		3.7%	16
Strongly Disagree		0.7%	3
No Opinion		2.3%	10
<i>answered question</i>			427
<i>skipped question</i>			47

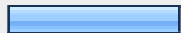




38. The school where I work has classrooms that are the appropriate size for effective instruction.

		Response Percent	Response Count
Strongly Agree		27.1%	115
Agree		53.6%	228
Disagree		15.5%	66
Strongly Disagree		2.6%	11
No Opinion		1.2%	5
		<i>answered question</i>	425
		<i>skipped question</i>	49






39. The school where I work provides an appropriate number and size of instructional support facilities such as a media center, cafeteria and auditorium.






		Response Percent	Response Count
Strongly Agree		30.0%	128
Agree		54.9%	234
Disagree		11.0%	47
Strongly Disagree		3.3%	14
No Opinion		0.7%	3
		<i>answered question</i>	426
		<i>skipped question</i>	48






40. The school where I work has the appropriate number and size of outdoor facilities such as playgrounds and recreational fields.






		Response Percent	Response Count
Strongly Agree		26.1%	111
Agree		55.8%	237
Disagree		11.8%	50
Strongly Disagree		4.0%	17
No Opinion		2.4%	10
		answered question	425
		skipped question	49





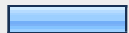
41. The school system maintains the physical condition of its facilities.












		Response Percent	Response Count
Strongly Agree		30.3%	129
Agree		54.7%	233
Disagree		9.4%	40
Strongly Disagree		4.2%	18
No Opinion		1.4%	6
		answered question	426
		skipped question	48







42. The school system replaces and upgrades its facilities in a timely fashion.			
		Response Percent	Response Count
Strongly Agree		14.4%	61
Agree		48.2%	204
Disagree		25.5%	108
Strongly Disagree		6.4%	27
No Opinion		5.4%	23
		<i>answered question</i>	423
		<i>skipped question</i>	51













43. The school where I work offers a comfortable physical environment in which learning can occur.			
		Response Percent	Response Count
Strongly Agree		26.9%	114
Agree		58.3%	247
Disagree		11.1%	47
Strongly Disagree		2.4%	10
No Opinion		1.4%	6
		<i>answered question</i>	424
		<i>skipped question</i>	50







44. The classrooms at the school where I work are of adequate size to accommodate instruction.			
		Response Percent	Response Count
Strongly Agree		26.8%	114
Agree		59.3%	252
Disagree		10.6%	45
Strongly Disagree		2.4%	10
No Opinion		0.9%	4
<i>answered question</i>			425
<i>skipped question</i>			49









45. School facilities in the county are available for community use.			
		Response Percent	Response Count
Strongly Agree		25.9%	110
Agree		54.4%	231
Disagree		1.6%	7
Strongly Disagree		0.5%	2
No Opinion		17.6%	75
<i>answered question</i>			425
<i>skipped question</i>			49

46. The biggest concern facing the Carteret County Public School System is: (check all that apply)			
		Response Percent	Response Count
Student discipline		20.3%	83
Lack of student interest in learning		50.6%	207
Lack of parent interest/family support		55.7%	228
Adequate curriculum offerings		10.0%	41
Adequate supplies and materials for curriculum offerings		38.1%	156
Low expectations for students		10.3%	42
Quality of staff/teachers		2.2%	9
Bullying		6.4%	26
Drugs/alcohol		12.5%	51
Class size		24.9%	102
Other (please specify)		17.4%	71
		answered question	409
		skipped question	65

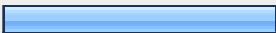






47. I see the following as the strongest area in our county's school system?			
		Response Percent	Response Count
Quality of curriculum/programs		14.4%	59
Quality of teachers/staff		61.6%	252
Opportunities for parent interest/involvement		2.4%	10
Variety of programs and services		7.1%	29
Accessibility of teachers/staff		12.2%	50
Other (please specify)		2.2%	9
		<i>answered question</i>	409
		<i>skipped question</i>	65

48. I gather information about my child's school from: (check all that apply)			
		Response Percent	Response Count
Fellow teachers/staff members		73.2%	199
Administrators		47.1%	128
School newsletters		44.5%	121
School website		68.0%	185
Newspaper		31.6%	86
TV/Radio		12.9%	35
Adult neighbor		10.3%	28
My child		51.8%	141
Other students		24.3%	66
Church		6.6%	18
Civic organizations		4.0%	11
Other (please specify)		14.3%	39
		answered question	272
		skipped question	202






49. The top priority to improve education in Carteret County should be to:			
		Response Percent	Response Count
Improve student discipline		12.4%	50
Set higher academic standards for students		24.5%	99
Set higher standards for teachers		1.7%	7
Lower class sizes		31.2%	126
Improve facilities		8.7%	35
Other (please specify)		21.5%	87
		<i>answered question</i>	404
		<i>skipped question</i>	70






50. The school where I work needs to focus on improving the following area(s). (check all that apply)			
		Response Percent	Response Count
More academic choices		16.0%	59
Smaller class size		39.3%	145
After-school program		14.9%	55
Discipline/safety		17.6%	65
Training of teachers		11.7%	43
Meeting needs of special students		27.6%	102
Transportation		2.7%	10
Other (please specify)		25.7%	95
		<i>answered question</i>	369
		<i>skipped question</i>	105






51. I believe parents might consider transferring their children to another school in the county for the following reason(s). (check all that apply)

		Response Percent	Response Count
Academic course offerings		41.9%	126
Condition of facilities		28.6%	86
Number of students		27.2%	82
Safety		17.6%	53
Extra-curricular activities		25.9%	78
Quality of staff		24.3%	73
Other (please specify)		25.9%	78
		answered question	301
		skipped question	173






52. The school system spends money wisely to provide for effective teaching and appropriate student achievement.

		Response Percent	Response Count
Strongly Agree		6.1%	25
Agree		53.5%	221
Disagree		26.9%	111
Strongly Disagree		4.6%	19
No Opinion		9.0%	37
		answered question	413
		skipped question	61









53. The school system provides appropriate financial resources to address student needs.			
		Response Percent	Response Count
Strongly Agree		4.4%	18
Agree		54.0%	223
Disagree		28.8%	119
Strongly Disagree		3.9%	16
No Opinion		9.0%	37
		<i>answered question</i>	413
		<i>skipped question</i>	61

54. The school system provides appropriate resources to concentrate on students that need remediation.			
		Response Percent	Response Count
Strongly Agree		8.3%	34
Agree		52.4%	216
Disagree		27.7%	114
Strongly Disagree		3.9%	16
No Opinion		7.8%	32
		<i>answered question</i>	412
		<i>skipped question</i>	62

55. The school system utilizes outside funding sources to help support its educational program. (Ex. Grants, community/corporate partnerships, booster clubs, parent organizations)

		Response Percent	Response Count
Strongly Agree		15.1%	62
Agree		67.3%	276
Disagree		4.4%	18
Strongly Disagree		0.5%	2
No Opinion		12.7%	52
answered question			410
skipped question			64

56. If the school system had more money, I believe the following should have the highest priority:

		Response Percent	Response Count
Reduce class size with more teachers		27.2%	111
Improve the quality of buildings		4.2%	17
Pay teachers more		30.4%	124
Provide more after-school programs		4.2%	17
Provide more textbooks and reading materials		4.9%	20
Improve access to technology		8.1%	33
Provide more support staff (ie. teacher assistants, counselors, nurses)		14.2%	58
Other (please specify)		6.9%	28
answered question			408
skipped question			66

57. I would like to offer the following general comments about the school system or the site where I work: (please list)

		Response Count
		173
	<i>answered question</i>	173
	<i>skipped question</i>	301